

Scaled data based on original data using
LM-79-08 Approved Method: Electrical and Photometric Measurements of Solid-
State Lighting Products

Test Report Prepared for
Cooper Lighting Solutions
(formerly Eaton)

Brand: STREETWORKS

Report Number: P650225

Luminaire Tested: **GLAN-SA2B-835-U-5MQ**

Issue Date: 1/4/2021

Test Information

Test Method: LM-79-08
Report Number: P650225
TEST IS SCALED FROM IESNA LM-79-08 TEST DATA (G3-2011-042-2)
Test Lab: INNOVATION CENTER
Issue Date: 1/4/2021
Manufacturer: COOPER LIGHTING SOLUTIONS (FORMERLY EATON)
Product Line: STREETWORKS
Catalog Number: GLAN-SA2B-835-U-5MQ
Description: GALLEON AREA AND ROADWAY LUMINAIRE
(2) 80 CRI, 3500K, 800mA LIGHTSQUARES WITH 16 LEDS EACH AND TYPE V MEDIUM OPTICS
Light Source: -
Ballast/Driver: ELECTRONIC DRIVER

Summary

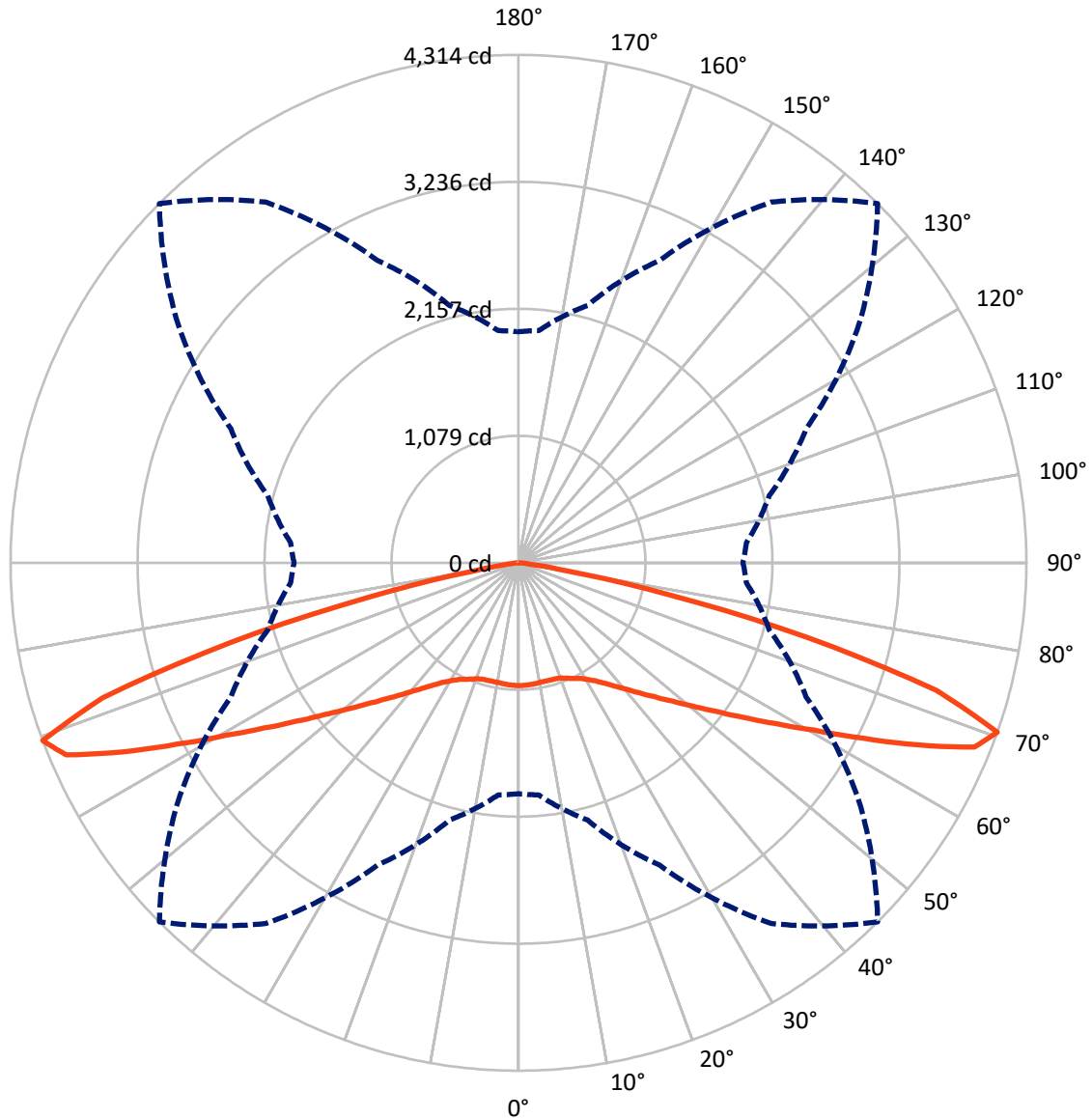
Lumens per Lamp: N/A
Luminaire Lumens: 9396.8 lumens
Efficiency: N/A
Efficacy: 114.6 lumens/watt
Luminous Opening: Rectangular (W 0.5' x L: 1' x H: 0')
IES Classification: Type V - Short
BUG Rating: B3 - U0 - G2

Input Watts (W): 82
Input Voltage (V): NR
Input Current (Ain): NR
Voltage Rise (V): NR
Power Factor: NR
Total Harmonic Distortion (THDi): NR
Frequency (hertz): 60
Stabilization Time: NR
Operation Time: NR
Ambient Temperature (°C): NR
Test Distance: 24 FT



REPORT NUMBER: P650225
CATALOG NUMBER: GLAN-SA2B-835-U-5MQ

Luminous Intensity Polar Plot



— Vertical Plane Through 45-Deg Lateral - - - Horizontal Cone Through 70-Deg Vertical

REPORT NUMBER: P650225
 CATALOG NUMBER: GLAN-SA2B-835-U-5MQ

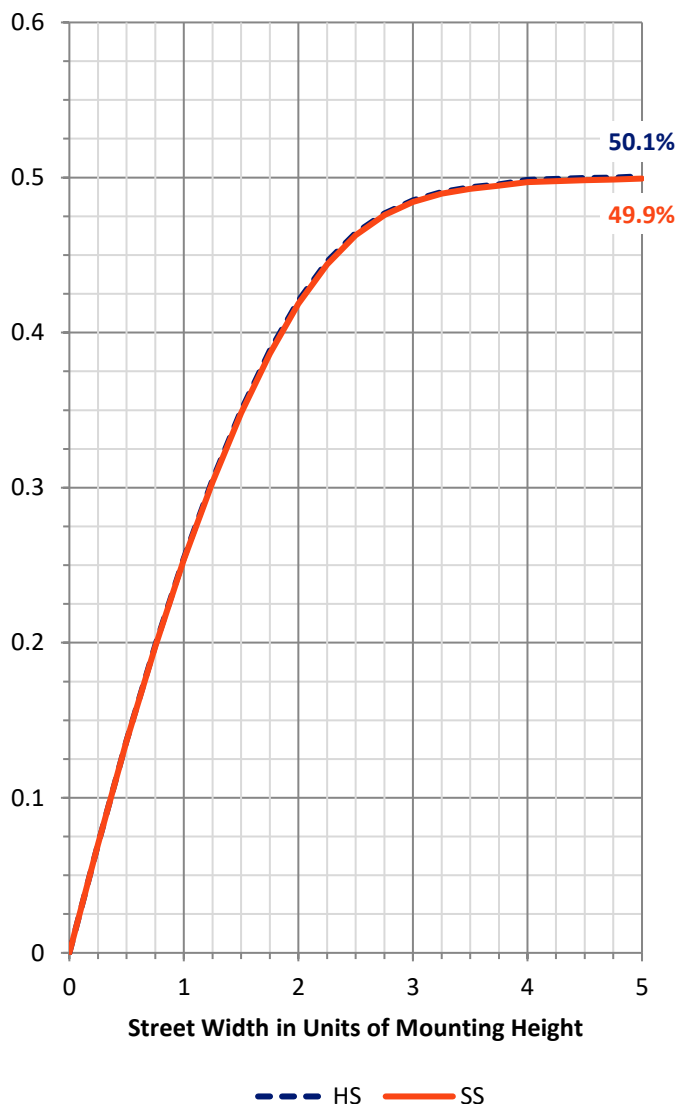
FLUX DISTRIBUTION:

		Downward	Upward	Total
House Side	Lumens	4698.4	0.0	4698.4
	% Fixture	50.0	0.0	50.0
Street Side	Lumens	4698.4	0.0	4698.4
	% Fixture	50.0	0.0	50.0
Total	Lumens	9396.8	0.0	9396.8
	% Fixture	100.0	0.0	100.0

ZONAL LUMENS:

Zone	Lumens	% Fixture
0°-10°	98.9	1.1
10°-20°	290.4	3.1
20°-30°	496.6	5.3
30°-40°	788.2	8.4
40°-50°	1271.6	13.5
50°-60°	2068.9	22.0
60°-70°	2999.2	31.9
70°-80°	1330.4	14.2
80°-90°	52.5	0.6
90°-100°	0.0	0.0
100°-110°	0.0	0.0
110°-120°	0.0	0.0
120°-130°	0.0	0.0
130°-140°	0.0	0.0
140°-150°	0.0	0.0
150°-160°	0.0	0.0
160°-170°	0.0	0.0
170°-180°	0.0	0.0
0°-90°	9396.8	100.0
0°-180°	9396.8	100.0

Coefficient of Utilization



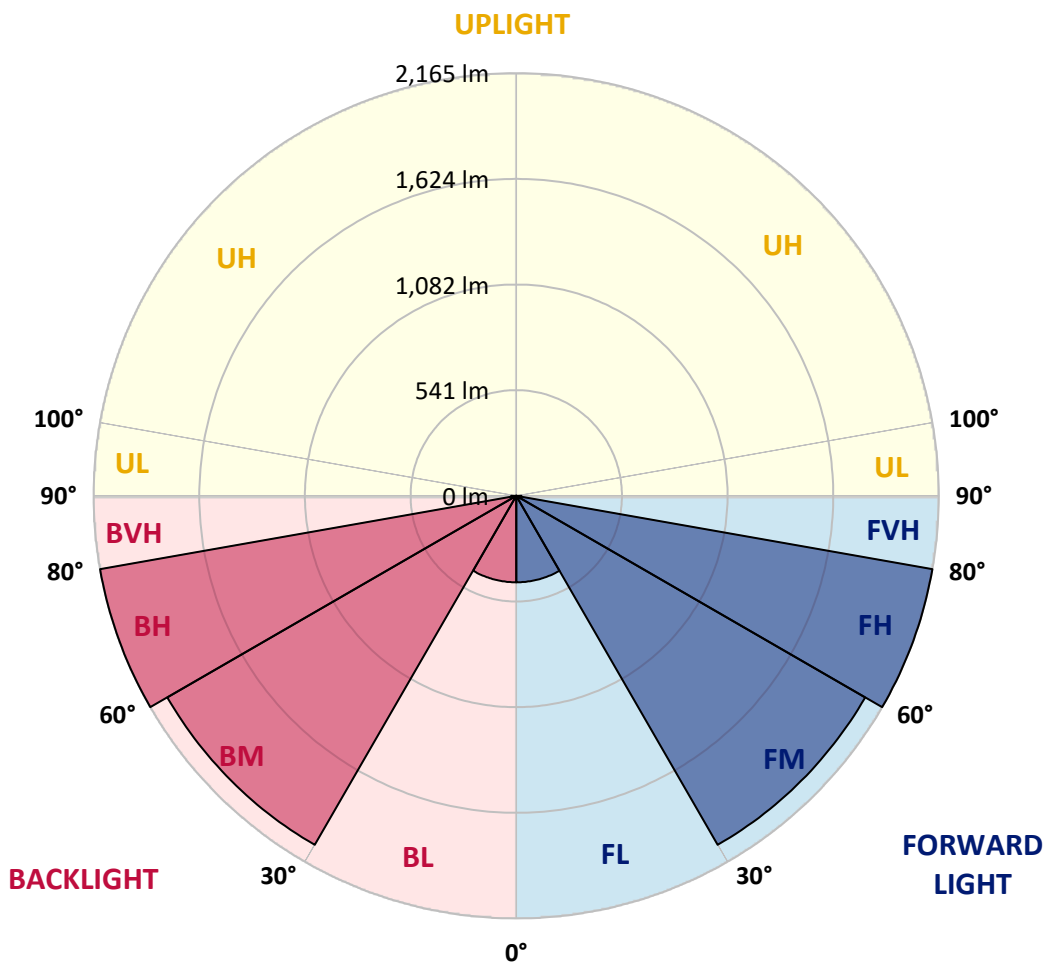
REPORT NUMBER: P650225
 CATALOG NUMBER: GLAN-SA2B-835-U-5MQ

LUMINAIRE CLASSIFICATION SYSTEM LUMEN TABLE AND BUG RATING:

Zone	Lumens	% Fixture	Zone Rating/Lumen Limit		
			B	U	G
FL (0°-30°)	443.0	4.7			
FM (30°-60°)	2064.4	22.0			
FH (60°-80°)	2164.8	23.0			G2/5000
FVH (80°-90°)	26.2	0.3			G1/100
BL (0°-30°)	443.0	4.7	B1/500		
BM (30°-60°)	2064.4	22.0	B2/2500		
BH (60°-80°)	2164.8	23.0	B3/2500		G2/5000
BVH (80°-90°)	26.2	0.3			G1/100
UL (90°-100°)	0.0	0.0		U0/0	
UH (100°-180°)	0.0	0.0		U0/0	

BUG Rating: B3-U0-G2

Type V Short





REPORT NUMBER: P650225
 CATALOG NUMBER: GLAN-SA2B-835-U-5MQ

CANDELA DISTRIBUTION (FULL):

	0°	5°	15°	25°	35°	45°	55°	65°	75°	85°	90°
0°	1043.5	1043.5	1043.5	1043.5	1043.5	1043.5	1043.5	1043.5	1043.5	1043.5	1043.5
2.5°	1043.5	1044.4	1043.0	1042.0	1041.5	1041.5	1041.0	1041.5	1044.4	1045.0	1043.5
5°	1040.5	1041.5	1041.0	1040.0	1039.5	1039.5	1039.0	1038.5	1041.0	1042.0	1041.5
7.5°	1036.5	1037.0	1036.5	1036.1	1036.5	1036.1	1034.6	1033.6	1035.5	1035.5	1035.0
10°	1029.6	1030.6	1030.1	1030.6	1031.6	1031.6	1029.6	1027.6	1028.1	1027.1	1027.1
12.5°	1021.2	1022.7	1023.1	1025.2	1027.6	1030.6	1026.1	1021.7	1020.7	1020.2	1019.7
15°	1015.7	1017.2	1019.2	1021.2	1025.7	1032.1	1025.7	1018.7	1016.7	1014.8	1013.8
17.5°	1014.2	1016.3	1019.2	1022.2	1028.1	1034.6	1029.1	1022.2	1017.2	1014.2	1013.3
20°	1018.2	1019.7	1024.2	1029.6	1038.0	1044.4	1039.0	1031.6	1024.2	1019.7	1018.2
22.5°	1026.1	1028.6	1034.0	1044.0	1055.9	1065.3	1057.8	1045.5	1033.6	1027.6	1025.7
25°	1043.5	1045.5	1051.9	1065.3	1079.1	1088.1	1080.1	1065.7	1049.4	1041.5	1039.0
27.5°	1069.7	1072.7	1079.6	1095.5	1106.8	1111.8	1106.4	1096.4	1084.6	1076.2	1074.2
30°	1106.8	1110.3	1120.7	1137.5	1145.0	1148.0	1145.5	1139.0	1130.7	1121.7	1119.8
32.5°	1156.9	1158.8	1170.7	1186.6	1193.5	1194.5	1191.6	1188.6	1174.7	1159.9	1158.8
35°	1212.9	1216.3	1230.6	1249.5	1255.9	1256.4	1250.5	1246.0	1229.7	1217.8	1217.8
37.5°	1287.1	1288.6	1302.4	1323.7	1330.7	1328.8	1325.8	1321.8	1304.5	1289.1	1289.6
40°	1374.3	1377.3	1389.1	1413.9	1413.9	1411.4	1413.4	1410.4	1393.1	1378.2	1378.7
42.5°	1477.8	1479.2	1493.7	1519.9	1517.9	1513.0	1514.9	1511.0	1500.1	1483.2	1477.3
45°	1588.2	1594.2	1618.9	1644.2	1640.2	1624.4	1632.3	1631.3	1621.4	1596.1	1597.6
47.5°	1721.4	1731.4	1755.1	1785.3	1780.9	1756.1	1765.0	1771.0	1757.1	1729.4	1724.4
50°	1871.5	1877.9	1913.1	1941.4	1937.4	1911.1	1931.4	1932.4	1897.8	1858.6	1858.6
52.5°	2031.5	2037.9	2085.4	2129.5	2132.0	2093.9	2110.2	2109.2	2052.8	2001.3	1991.3
55°	2210.7	2213.7	2275.2	2340.0	2353.9	2316.7	2318.7	2298.9	2225.6	2165.7	2160.2
57.5°	2396.0	2406.9	2474.7	2558.9	2600.0	2577.2	2566.8	2513.8	2443.0	2374.2	2370.7
60°	2601.0	2601.5	2689.6	2789.2	2872.4	2887.7	2845.1	2774.3	2682.7	2591.6	2587.7
62.5°	2743.2	2764.5	2875.9	3044.2	3193.3	3279.4	3167.1	3018.5	2838.2	2691.1	2676.3
65°	2772.4	2786.7	2956.6	3241.9	3546.4	3732.1	3472.1	3156.2	2848.6	2652.5	2642.6
67.5°	2536.1	2551.5	2780.3	3218.1	3794.0	4174.9	3670.2	3089.8	2672.3	2429.6	2410.3
70°	1961.6	1979.0	2261.8	2832.7	3739.1	4314.0	3529.1	2695.1	2203.8	1941.8	1906.7
72.5°	1043.0	1106.8	1348.6	1944.3	3034.8	3714.3	2893.7	1966.6	1421.3	1161.8	1115.3
75°	380.9	388.8	523.4	862.2	1765.5	2547.0	1833.4	938.0	539.3	416.5	395.2
77.5°	157.5	157.0	172.3	260.5	641.4	1304.5	715.6	275.4	171.9	158.9	157.0
80°	93.1	93.1	102.5	108.4	168.9	393.7	188.7	122.9	103.0	94.1	95.6
82.5°	41.6	44.1	64.9	68.4	81.7	108.0	91.1	78.2	67.3	46.6	42.1
85°	22.8	19.8	34.1	35.6	39.2	40.1	43.1	42.6	39.2	22.8	23.3
87.5°	4.5	5.5	9.9	7.4	8.5	7.4	9.9	13.9	14.3	7.9	6.4
90°	0.0	0.0	0.0	0.0	0.0	0.0	0.0	0.0	0.0	0.0	0.0

(END OF REPORT)